

Auras, and the use of Telekinetic Phenomena.

By
Rory Te' Tigo.

The public at large, does not believe in Auras, or Telekinetic (1) Phenomena. At the same time, we all have an Aura, and we can use it for short-range Telekinesis.

Like all the other Para Psychological Phenomena, Auras(2), whilst not perceivable by our everyday five senses, are nevertheless real. They are part of the Emphatic Free Flow, which we are all participating in. The Emphatic Free Flow is the usual, uncensored state of mind, which we humans are usually in. It is emphatic, as empathy is just that much more than sheer factual knowledge, or guesswork. Yet it only works when left alone by the conscious will. Therefore, it is the Emphatic Free Flow. Any attempt to channel it, easily leads to the “Omnipotent Child “; the Archetype, that is in charge of many of the faculties of the Emphatic Free Flow; just turning into the huffy,” Ever Denying Child”. Therefore, the first rule in trying to work the Emphatic Free Flow is to try to establish a good and caring relationship with ones inner, subconscious self.

This is best achieved, by meditation, or a relaxation regime. In my case, “ Autogenes Traening .” The main idea is to comfort the Inner Child. The Omnipotent Child is one of its subconscious aspects. The reason, why the Inner Child is part of the subconscious is that it is not willing, or able to cope directly with criticism, and reglimentations as put up by the Alter Ego. My experiences with my Inner Child have shown though, that my Inner Child is not a Mister Hyde, but a very vulnerable and shy person that needs a lot of love and reassurance. Nevertheless, it is, or believes to be omnipotent. As

a result, its real powers are astounding. The trick though, is not to fall into the trap and assume one self to be really omnipotent.

One of the better known properties of the subconscious is its ability, to see Auras. Auras are supposedly the electromagnetic field of the human body. There is a very simple explanation for their existence. We know from physics, that every electric lead happens to have an electromagnetic field around it, when a current runs through it. If for simplicity's sake one thinks of the nerves in the human body as electric leads, that carry electric nervous stimulation, instead of electricity. They carry an electric charge, and therefore create an electromagnetic field around them. All the electromagnetic fields in the human body, combined, are the Body – Electromagnetic – Field, or Aura.

Most possibly there are other elements to the Aura as, well. But for simplicities sake lets just concentrate on the electromagnetic element. It ought to be clear to everyone, who ever pulled a silk or nylon shirt over their head, or found that the tuning of a radio can be influenced by ones hand being near to the radios antenna, that the human body is also an electric entity.

It is unusual to be able to see Auras though. One of the most common “malfunctions” of the brain is the ability to perceive the input of one of our 5 senses, as the input of another of our senses. I.e., to see music, smell sound, taste colour, or perceive a touch as a sound etc. This is called, "Synaesthesia (3)." Other than our five senses, there are a couple of further senses that we have inherited from our animal ancestors. One of them is our electromagnetic sense. It appears to be situated in the sinus cavity, in our forehead, the bone at the back of it being the bone with the highest concentration of iron in the body. Whilst the whole area is connected to the nervous "wiring" of the third eye(4). Usually the sensory input of this electromagnetic sense is not straight away available to our conscious experiences, but is part of our subconscious perception. Due to the ability of cross-sensing though, the “Electromagnetic Sense(5)” can be perceived by our sense of sight. That is, Auras can be seen. At least by people, "suffering" from cross wiring, or "Synaestesia ." According to the book, "The Celistine Prophecies," by James Redfield, this cross wiring, can be learned. It can become an adapted property of our

sensual vocabulary. Auras have been “seen” by quite a lot of people, for quite a long time. The Electromagnetic range of radiation is quite a long way away from the visual part of the Electro Magnetic Spectrum. So far, in fact, that the inside of our eyeballs does not let this range of radiation pass through in the same way as it lets past visible light. Therefore following the argument of physical possibility, cross sensing, or “Synaesthesia” is a good explanation.


Since the early seventies, when it was discovered that Polaroid Instant Exposure Film was sensitive to a mixture of pressure, warmth and electromagnetic radiation attempts have been made to develop “Aura Photography” or, “Kirlian Photography(6)”, as an alternative medical diagnostic tool. “Aura Photography” was actually used for a time by the American FBI in an attempt, to find out, whether a person attending a briefing in the Pentagon or White House had the Aura of an assassin. A very commendable attempt to save lives in a time that saw a lot of high profile killings.

Ever since Aura Photography has been available to us as a diagnostic tool. It is however difficult to find a potential assassin.

A person convinced that assassinating someone is his right and duty, say for religious reasons, and having therefor made his peace with himself will not show an altered Aura. Someone who had a very sever row with his spouse, will show up as a distressed person.

Another very easy and accessible way, of seeing ones Aura at work, and one, that I have used since 1968 or there about, is the use of the Aura as a tool, to demonstrate Telekinesis. In 1968, I read an Article in “Readers Digest “, that was very critical towards any form of extra sensual abilities. One of its sentences read,”Using a Oui-Ja Board will no sooner tell you of the future, or the past, as, you can make a Aluminium Wheel turn by using nothing but your willpower. Hmm, I thought to myself. I don’t know about an Oui- Ja Board, but, I might have a go at a Aluminium

Wheel. I bet I can turn that. So I made myself an Aluminium Wheel using the Aluminium foil from some Chocolate wrapping.




I made a 4 centimetre Wheel, shaped like an umbrella, pierced a sewing pin through a piece of Cardboard, and placed the wheel on to the pin, and put it on the desktop in front of me. I held my hands in a circle around it, and, hay presto the wheel started to turn. After about twenty revolutions thought, the wheel stopped. And no amount of concentration, or unfocusing etc. could start it up again. Closer inspection showed that even though the wheel only weighed the equivalent of the proverbial Butterfly Wing, it nevertheless, was heavy enough, to grind the pin through the very thin Aluminium foil. That was the reason it had stopped. I, at that time did not know what to do about it. Nor did I know, what had made the Wheel turn in the first place. So my experiments with Telekinesis where limited to the amount of holes the apex of a little Aluminium Wheel could take. Eventually, after the advent of Super Glue, came the Design breakthrough that was needed. I got myself a peace of redundant soft plastic, like the top of an old Tupperware box. Used the tip of my penknife to twiddle a little dip into the plastic. Highlighted the dip with a Felt-Tip Marker Pen and then used a pair of ordinary household scissors to cut out the area with the dip in it. Then I used some Super Glue and some tweezers to glue the by now only one square millimetre large peace of soft plastic into the apex of the little Aluminium Wheel. The Wheel by this time was made from Aluminium Cooking Foil. Just for appearance sake, I had by now, covered the peace of Cardboard with some felt. I also had used the Felt-Tip Pen, to draw a line, from the centre of the cardboard to the rim, and a small pointer arrow on the Aluminium Umbrella to assist in counting the revolutions.

Whether the all in all design of the little turning Aluminium Wheel is something that can be totally credited to me, I can not say. Maybe, this contraption is only a re-design of the "Orgon-Engine", as credited to Psychoanalysts Wilhelm Reich(7). Reich's "Orgon-Engine", was reputedly an Aluminium Wheel, turning without a visible mechanical input. Unfortunately, it was never technically described in Reich's work. I am certain though that Reich's "Orgon-Engien" was what was ment in the "Readers Digest" article all those years ago.

I experimented with the new, improved Aluminium Wheel. And soon discovered that if one carefully approached the Wheel from a distance, of say one and a half feet and pushing the hand carefully back and forth, the first horizon of interaction between Aura and Wheel is usually at a distance of just under a foot. This first horizon of interaction is usually quite weak. The second event horizon, is usually about 4 inches away from the wheel. It was polarised in such a way, that the wheel turned from the fingertips to the wrist. The third and last event horizon was only about an inch away from the wheel. It was orientated in such a way, that the wheel turned from the wrist to the fingertips. The further in, the stronger the electromagnetic pressure that turned the wheel. Also the closer to the hand the more reliable the phenomena. I later learned from people who can see Auras, that they see the Aura very much as layered, in the way, as I found out, in my experiments. What I could not quite understand though, is, that it is usually only one hand, which does the turning. I experimented with two Wheels at a time, having one Wheel for each hand. Whilst that worked occasionally, more often than not, it was only one Wheel that turned. I than found out, that it was a case of mood. When I was in a more meditative frame of mind, my left hand would turn the wheel. If I was in a more action orientated mood, the Aura on my right hand turned the little Aluminium Wheel. On most days I found it very easy to do 30, even 60 turns in a row, at a pace of about 30 revolutions a Minute.

After looking at the Wheel whilst it turned, there was an optical illusion. It looked as if the centre of my vision was giving the impression of turning the other way. There where days though, when my subconscious flatly refused to turn the Wheel. This was quite often the case, when I tried to show of my abilities to strangers. Quite often, it also appeared to be impossible to turn the Wheel, in the presence of people, that where doubting my ability of turning the Wheel with my will. When the Wheel did not turn, I could quite often start it, after I tried to relax the muscles in my neck, down, to my shoulder. In general terms the more I tried to develop my gift into a general " Circus " act, the more difficult it became, to turn the



Wheel. A definite sign, that my subconscious, and its component, the "Omnipotent Child" did not like to be drawn out of the shadow of the subconscious into the limelight of conscious action. Reassuring my inner child, that it is o.k. to have this gift of a very powerful Aura, has helped a lot. I was able to explain to a friend that did some video filming for me how and why it worked. He was able to turn the Wheel himself. As a general rule of thumb, one can say, that when you believe in being able, to turn the Wheel, you can. Sometimes though, a single person, that is convinced, that it is impossible to use once Aura in the described way, can block this ability.

As in other Para-Normal abilities, there is a negative "Laboratory" effect. The subconscious of the Para-Normaly gifted, refuses, to be drawn into the open. So, it sabotages the exploration of its powers under laboratory conditions. Therefore the condition of repeatability of phenomena under controlled, laboratory conditions can not be met.

Reassuring oneself in the self-hypnosis of Meditation, or relaxation techniques is the only way around it. But even when using that, it is still not possible to achieve a hundred out of a hundred hit rate. The simple explanation is, if the subconscious would be able to create a reliable hundred hundred hit rate, it would not be the subconscious but a faculty of the conscious self.

Whilst we all have the latent ability, to use Auras, for short range Telekinesis, we all like to pretend, that these things are rare, and do not play a great role in our everyday life. This way, our lives appear to be more predictable and safe. At the same time, we use these things subconsciously all the time. I found that more often than not there is a section of my persona rushing ahead of myself all the time, trying to assess possible dangers, and protect me, by warning me, in advance. As one might expect though this function of the subconscious works best when left to its own devices. Pulled into the open too much, this ability tends to fail. So one ends up, having accidents etc. One should not forget, that some of lives experiences are meant to happen, anyhow. And the why and where for is part of a higher and less easy to understand event horizon.

Our, 75% subconscious Para-Normal capability, was developed before Homo Sapiens Sapiens i.e., we came to be. The Hunter, Gatherer lifestyle of Stone Age man and woman was developed long before modern humans arrived on the scene. And just like a migratory bird, that took the wrong turn on his long migration was most possibly excluded from breeding, a male hunting party, that got lost, and could not meet up with their gathering group of women and children, suffered the same fate. It was therefore necessary, to develop our electromagnetic sense, helping us to navigate, on the surface of our globe. Electro-Magnetivity has one strange capacity. Whilst it decreases at the rate of the square root of its distance, it nevertheless never ends. As one may remember from physics classes in school, both electricity and electromagnetism can use a stronger current as a carrier wave. We can use this easily to develop a theory of the Para-Normal, all be it subconscious, in its capabilities. What I have called the Empathic Free Flow. Subconsciously, we are all taking part in it. Creating the Collective Subconscious. But that is worth another essay.

How to build your own Tele-Kinetic Demonstrator

List of Materials:

Source:

Aluminium Cooking Foil

Supermarket

Cardboard

Breakfast Cereal Box

Felt

Millinery Shop

Sewing Pin

ditto.

Soft Plastic

Tupperware etc.

Bostic or Uhu Glue

Stationary Shop

Super Glue

ditto.

List of Tools:

Pencil

Ruler with Right Angle

Scissors

Small Tweezers

Divider or Compass

Knife

Felt Tip Pen

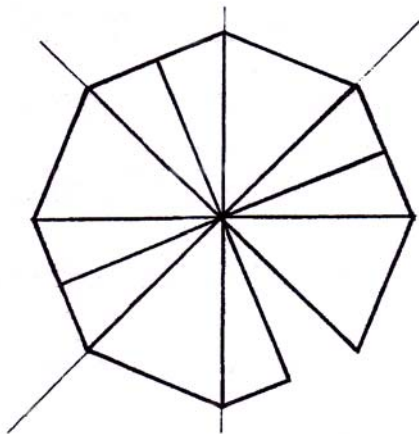
Preparations

Cut open Breakfast Cereal box with Knife along glued corners. Use Scissors to cut roughly 10cm X 10cm Piece of Aluminium Cooking Foil. Take care, that Cooking Foil has no sharp creases, or folds.

Building the Rotor:

Open compass by 3,5cm. Mark suitable spot on inside of the opened up Cardboard box, and draw circle with 3,5cm radius. Divide circle into 8 equal

Sections. Connect the 8 crossing points of your division and the circle, so that you have a regular octagon (eight sided shape), with eight equal segments. Divide one of the shorter sides of one of the segments in half, and draw a line from this division through the centre spot. Draw a second line to this, at a right angle, through the centre spot. Cut this octagon shape out with your scissors. Take care, to cut along the shorter, outer sides, of the octagon (eight sided shape). Now cut from a point of the octagon to the centre point. Then cut from the half side point next to your last cut to the centre point, cutting out a one sixteenth slice of our octagon. You thereby end up with a shape like this.



This is our template for drawing our Rotor onto the Aluminium Foil.

Cut a piece out of the Aluminium Foil, roughly four times the size of our Template. Make sure that the pencil you are going to use doesn't have a

Sharp, but rounded, used tip. Put the Aluminium Foil on a previously unused piece of cardboard from the cereal box. Lay the template on the aluminium foil. Remember that the foil should not be creased or folded, before use.

Trace the outer shape of the octagon with your pencil onto the aluminium Foil. Turn the template; so you can avoid the missing one sixteenth slice.

Use your ruler and pencil to finish off the difficult to reach centre of the octagon. Realise that what you have done is to corrugate the aluminium foil.

Turn the foil over. Use the template, to draw the lines that go from the centre to the half- octagon side. Remember to do this only in four, opposite to one another quadrants of the octagon. Now use your scissors, to cut the octagon out of the aluminium foil.

After cutting the foil, choose a site on the aluminium that will be on the topside, and draw a little arrow. This will later help you to count the revolutions of the wheel. Following the corrugating or creasing of the Aluminium foil. You now have two possible ways of folding your wheel. One gives you a shape not unlike a Maltese cross. The other, a shape not unlike a little roof with four, opposed to one another, side roofs.

It is now time, to make the bearing the wheel will turn on. You can use an old, no longer used Tupperware box, or the top of a plastic milk

bottle. Any kind of plastic will do, as long as you can twiddle a dent into it with a knife, and as long as you can use scissors, to cut the area of the dent out of the material. I used kitchen scissors, to cut off the rim of a plastic milk bottle top, twiddled a dip into the remaining material, then used a felt tip pen, to highlight the dip, and then cut the dip out with paper scissors. I ended up, with a 2 millimetre, by 2 millimetre piece of plastic. Super Glue this tiny baring into the centre of the bottom of the little aluminium umbrella. Make a little puddle of super glue on a piece of scrap paper. Pick the baring up with your tweezers. Moisten the bottom of the plastic baring with glue. Place the baring into the bottom of the umbrella. Use the pencil to position the baring into the centre of the aluminium wheel. Permit plenty of time for the glue to set.

Building the Stand

The Rotor is suspended from the tip of a sewing pin. In order to hold the sewing pin in a more or less upright or 90 degree position it is pierced through a piece of cardboard. To prevent the cardboard holder to become ineffective, the cardboard is covered with felt.

Take the compass, open it for approximately 7,5 cm, and draw a circle on the remaining cardboard from the breakfast cereal box. Cut this circle out with the scissors. Put glue (Bostic or Uhu) on the cardboard. Then cover the glued side of the cardboard with the lighter coloured felt. Make sure, that the felt is pulled tight over the cardboard, and has no creases. Now cut the felt, so that it is about one centimetre larger on either side than the cardboard. The felt may develop an occasional crease, if necessary cut the felt to accommodate for that.

Mark the centre of the cardboard disk with a needle pierced through the cardboard and felt. Use a dark felt tipped pen to draw a line from the centre of the disc to the rim. This will help you count the revolutions of your rotor. Take the pin out of your dice and glue darker felt on to the cardboard. Thereby finishing the felt covered cardboard stand for your

Tele-Kinetic Demonstrator.

To Use Your Tele-Kinetic Demonstrator

Push a steel headed, three centimetre sewing pin from the dark side to the lighter coloured side through the felt covered cardboard disc. Take the Rotor, and suspend it from the tip of the pin by the dip in its plastic baring.

Hold your hand next to the Rotor. The Rotor ought to start to spin.

If the Tele-Kinetic Demonstrator does not spin.

Check if there are any long fibres sticking out of the felt, that touch, and thereby, stop the Rotor.

Check the room for sources of draft.

Improve your relaxation

Try turning the rotor in privacy first, before you perform your newly found telekinetic powers in public.

Auras and there use in Telekinetic Phenomena

Supplemental:

Friends, that experimented with the little aluminium rotor have made a discovery, that was quite unexpected. They build rotors out of clear plastic and out of paper, and found that these rotors worked just as well, as rotors, made from aluminium foil.

This leads to a total rethink of what causes the rotor to turn. I would therefore like to suggest, that the rotor is turned by an “Ion-Wind”, a small scale acceleration of negatively charged Ions in the air, caused by the electro-magnetic fields created, by the sum of electromagnetic fields around the nerves in the body.

Other friends that experimented with the Telekinetic Demonstrator have young relatives, that study physics at university, and those students dismissed the whole phenomena as clearly being caused by the warm air, rising from the hand, held close to the demonstrators. These students of

physics were so convinced of their judgement, that they apparently refused, even to try using the Telekinetic Demonstrator. A clear case of even young minds being closed to the possibility, that there are some things happening between heaven and earth, that that can only be understood, if one is willing to think “outside the box”. Or to put it more bluntly, these young physicists were thinking along the lines of: “This can not exist, as I have not heard about it, out of the mouth of my teachers.” Closed young minds indeed.

Let us remember, that the usual rotor hangs at a slight angle, due to inevitable small incorrectness's in its making.

Therefore, if it were the heat coming of the hand of the person, that is using the Telekinetic Demonstrator, all that would happen, is, that the rotor would turn, until the highest point of its circumference is closest to the heat source, i.e. the hand. There it would stop and not turn any further.

But it continues to turn, revolution, after revolution, after revolution.

If only these young physicists would use the resources of a physics laboratory, to make an infra-red film of a hand turning the Telekinetic Demonstrator. They would soon discover, that there is heat coming of the hand, but that not all of it is, as physics dictates, going straight up, but some of it is projected sideways, as an Ion-Wind, and thereby turns the Demonstrator. But then, it is always better not to think “outside the box”, and live with the theorem:” My grandfather said telekinesis is impossible. My father said telekinesis is impossible, so I must say telekinesis is impossible, and if I should ever come across telekinesis, I will automatically and immediately assume, that it is a fair ground trick, as I know, that telekinesis is impossible!”

1.